



Wire Wound Commode Chokes-DB-T-Series

DB-T series For USB 2.0/ IEEE1394/ LVDS



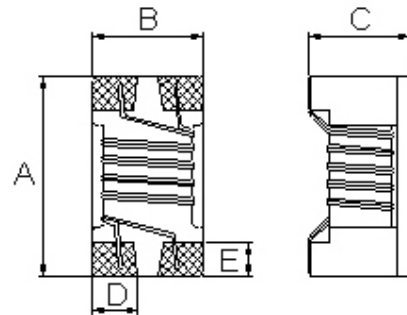
Features

- Miniature SMD type common mode filter for fully automated assembly.
- Wide Impedance range (30Ω ~ 2200Ω) for noise suppression.
- Excellent Solderability

Applications

- USB line for personal computers and peripheral,
- IEEE 1394 line for personal computers, DVC.
- LVDS, panel line for liquid display panels, graph card etc.

Dimensions (mm)



Product Identification

DB 21 T – 900M -PF

DB: SERIES NAME

21:Dimensions CODE

T:MATERIAL CODE.

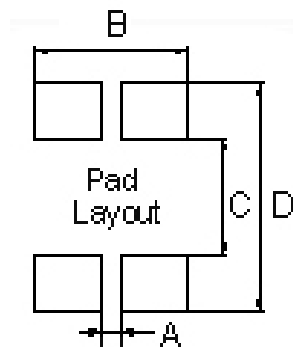
900: IMPEDANCE CODE.

M: TOLERANCE,K=10% M=20%.

PF:Pb-Free

TYPE	A	B	C	D	E
DB21	2.05±0.2	1.25±0.2	1.20±0.2	0.4	0.45
DB31	3.20±0.2	1.6±0.2	1.90±0.2	0.6	0.6
DB41	4.95Max	3.5Max	2.2Max	1.02	0.75

Recommended Pattern(mm)



TYPE	A	B	C	D
DB21	0.5	1.2	0.8	2.6
DB31	0.4	1.6	1.6	3.7
DB41	1.45	1.22	2.59	0.46



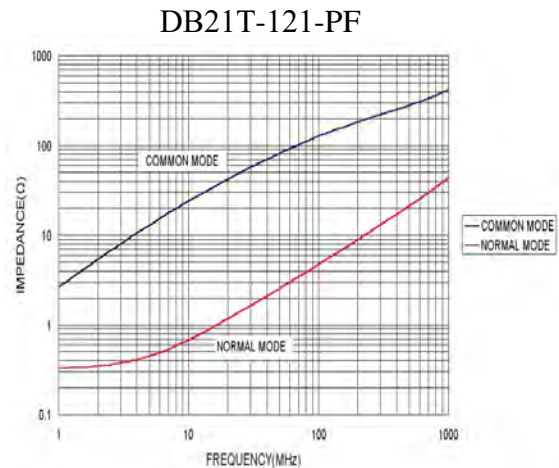
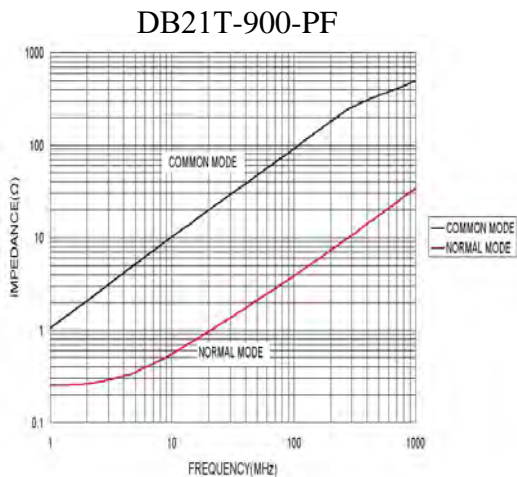
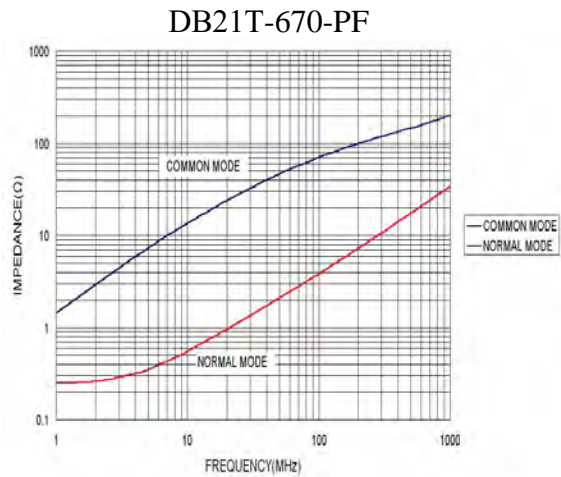
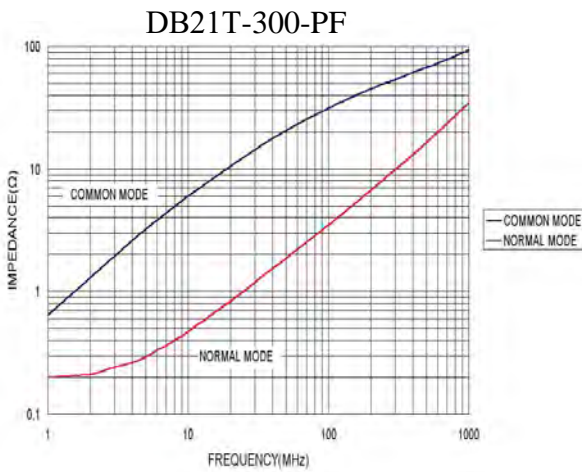
Wire Wound Commode Chokes-DB-T-Series

DB-T series For USB 2.0/ IEEE1394/ LVDS

Electrical Characteristics

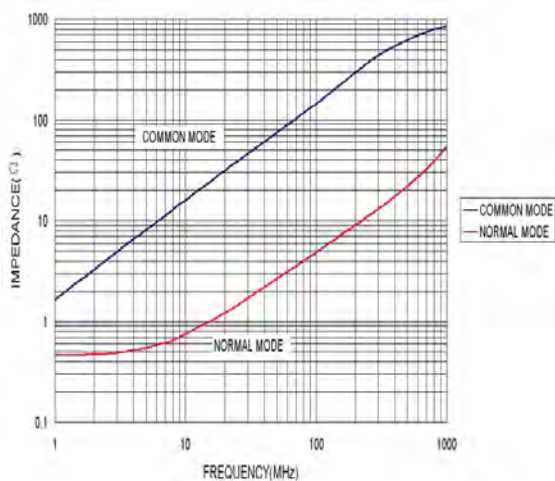
Part No.	Z (Ω)	RDC (Ω)Max.	IDC (mA)Max.	Rated Voltage (Vdc)	Tolerance (±%)	Test Freq. (MHz)
DB21T-300□-PF	30	0.2	450	50	20	100
DB21T-670□-PF	67	0.25	400	50	10,20	100
DB21T-900□-PF	90	0.35	330	50	10,20	100
DB21T-121□-PF	120	0.3	370	50	10,20	100
DB21T-161□-PF	160	0.4	300	50	10,20	100
DB21T-181□-PF	180	0.35	330	50	10,20	100
DB21T-221□-PF	220	0.35	310	50	10,20	100
DB21T-261□-PF	260	0.4	300	50	10,20	100
DB21T-301□-PF	300	0.4	290	50	10,20	100
DB21T-371□-PF	370	0.45	280	50	10,20	100
DB21T-501□-PF	500	0.55	170	50	10,20	100
DB21T-671□-PF	670	0.60	140	50	10,20	100
DB21T-901□-PF	900	0.60	80	50	10,20	100

Impedance Vs Frequency Curve

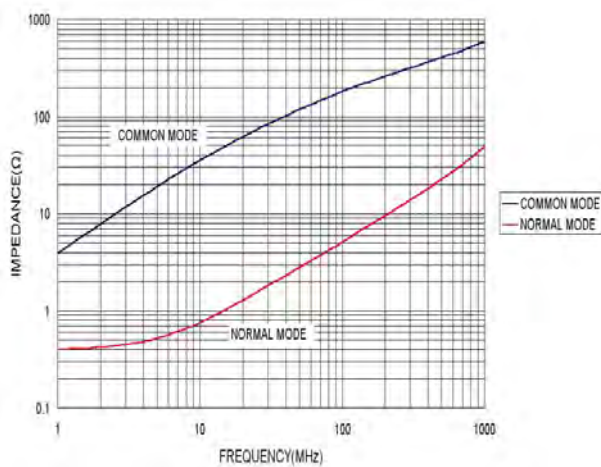


Wire Wound Commode Chokes-DB-T-Series

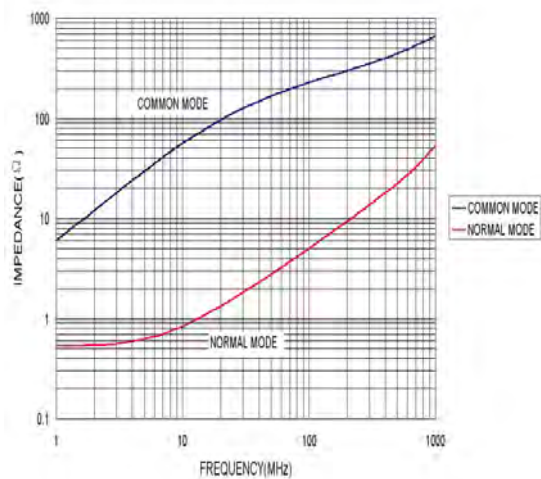
DB21T-161-PF



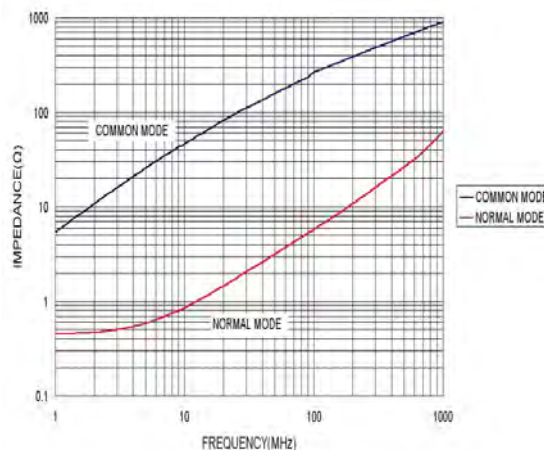
DB21T-181-PF



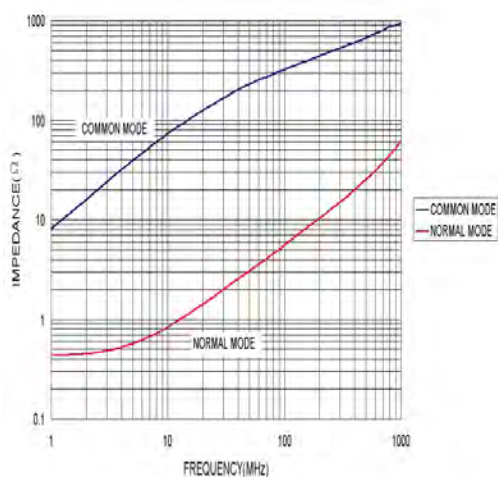
DB21T-221-PF



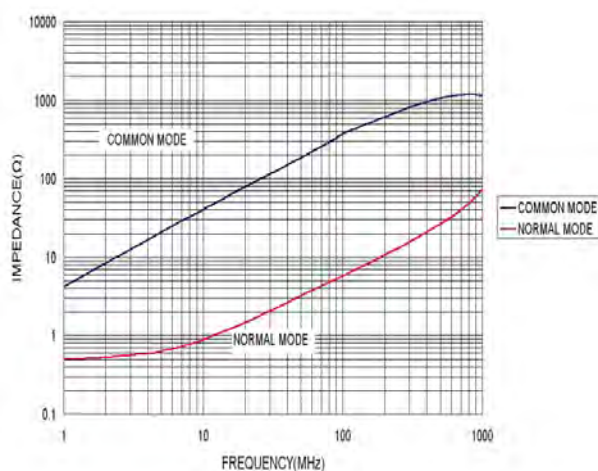
DB21T-261-PF



DB21T-301-PF



DB21T-371-PF





Wire Wound Commode Chokes-DB-T-Series

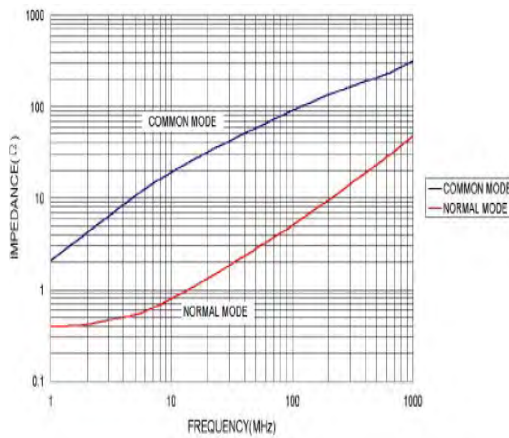
DB-T series For USB 2.0/ IEEE1394/ LVDS

Electrical Characteristics

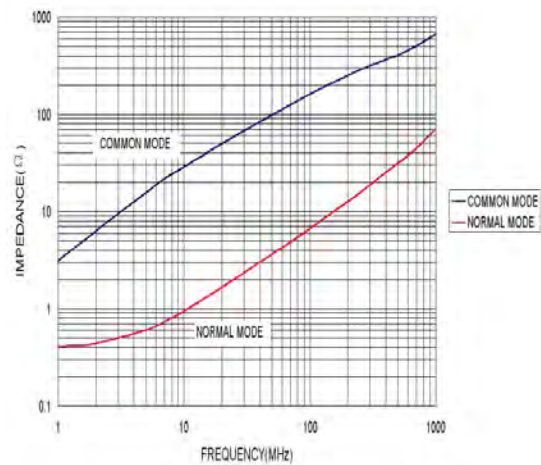
Part No.	Z (Ω)	RDC (Ω)Max.	IDC (mA)Max.	Rated Voltage (Vdc)	Tolerance ($\pm\%$)	Test Freq. (MHz)
DB31T-900□-PF	90	0.3	370	50	20	100
DB31T-161□-PF	160	0.4	340	50	20	100
DB31T-261□-PF	260	0.5	310	50	20	100
DB31T-361□-PF	360	0.5	280	50	20	100
DB31T-371□-PF	370	0.5	280	50	20	100
DB31T-601□-PF	600	0.8	260	50	20	100
DB31T-102□-PF	1000	1.0	230	50	20	100
DB31T-222□-PF	2200	1.2	200	50	20	100

Impedance Vs Frequency Curve

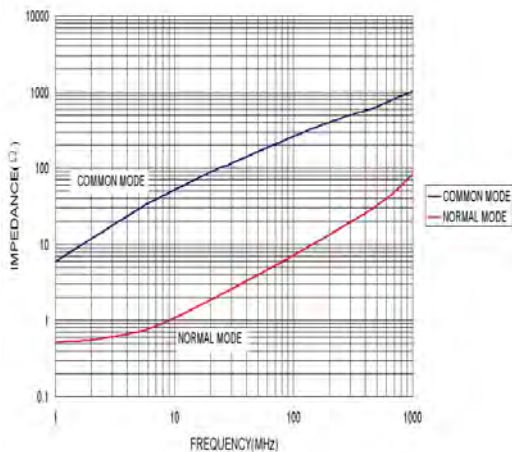
DB31T-900-PF



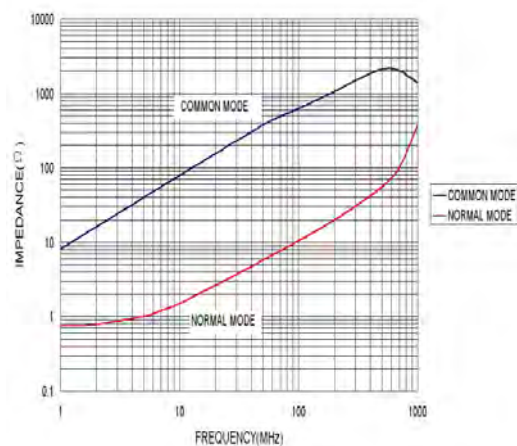
DB31T-161-PF



DB31T-261-PF

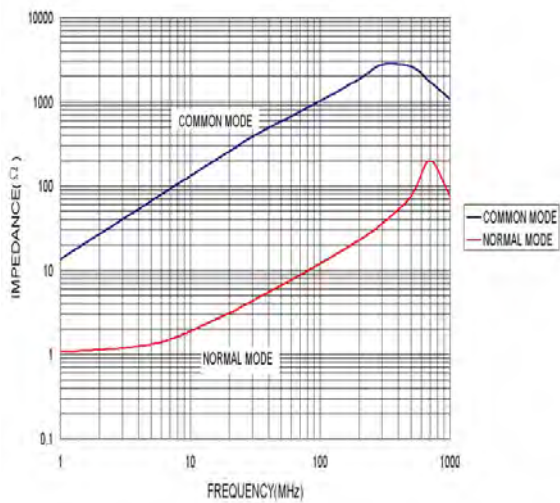


DB31T-601-PF

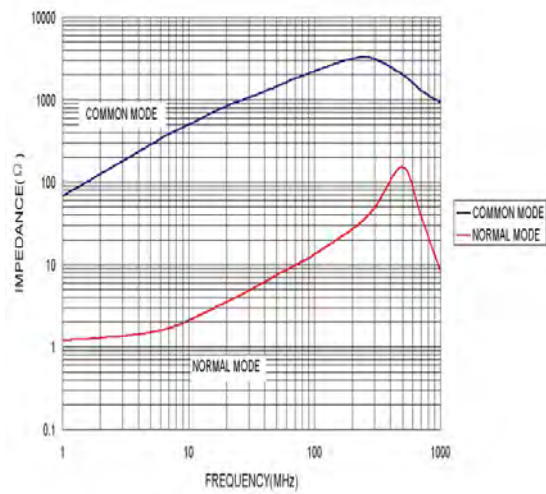


Wire Wound Commode Chokes-DB-T-Series

DB31T-102-PF



DB31T-222-PF





Wire Wound Commode Chokes-DB-T-Series

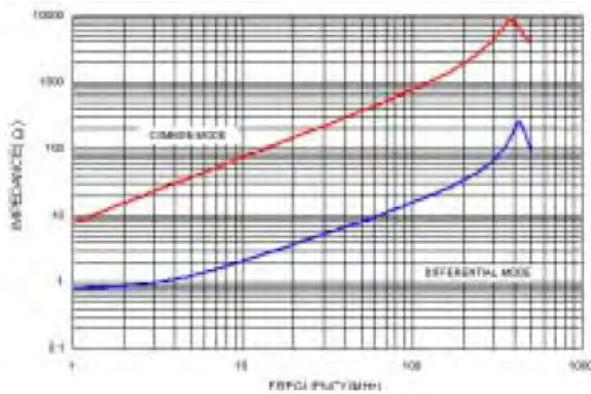
DB-T series For USB 2.0/ IEEE1394/ LVDS

Electrical Characteristics

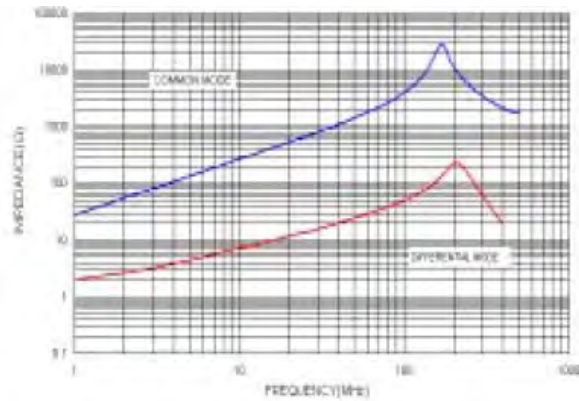
Part No.	Inductance (uH)	RDC (Ω)Max.	IDC (mA)Max.	Rated Voltage (Vdc)	Tolerance (±%)	Test Freq. (MHz)
DB41T-122□-PF	1.25	0.5	800	125	10	100
DB41T-422□-PF	4.2	0.8	800	125	10	100
DB41T-113□-PF	11.5Min	0.8	500	125	10	100
DB41T-203□-PF	20	2.2	400	125	10	100

Impedance Vs Frequency Curve


DB41T-122-PF




DB41T-422-PF



DB41T-113-PF



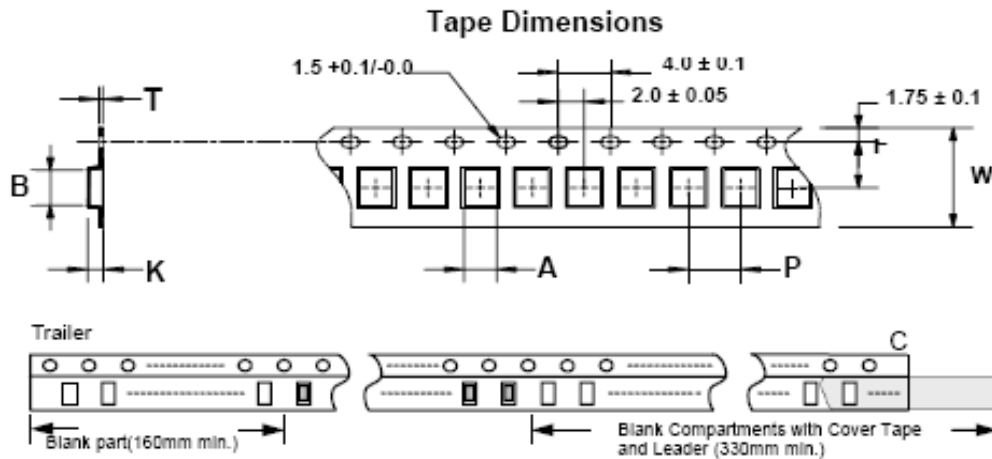
DB41T-203-PF



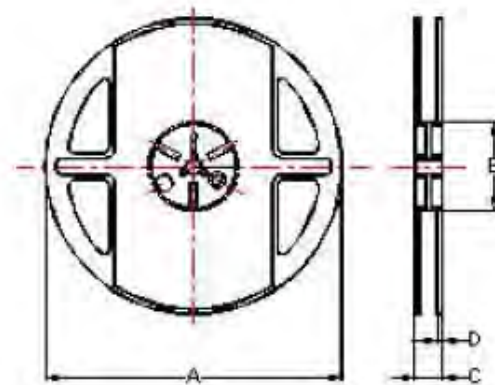


Wire Wound Commode Chokes-DB-T-Series

PACKAGING



Reel Dimensions



TYPE	Tape Dimensions							Reel Dimensions				Quantity/Reel
	A	B	T	W	P	F	K	A	B	C	D	
DB21T	1.5	2.25	0.24	8	4	3.5	1.45	178	60	12	1.5	2000
DB31T	1.76	3.47	0.22	8	4	3.5	2.05	178	60	12	15	2000
DB41T	2.95	4.85	0.25	12	4	3.5	2.15	178	60	12	1.5	2000