




Power chokes- SNS Series

SNS series chokes For High Current Use

Features

1. Shielded construction.
2. High current rating up to DC 50Amp
3. High frequency range up to 1.0MHz
4. Ultra low buzz noise, due to composite construction.



Applications

Excellent for power line DC-DC conversion applications used in power switching, personal computers and other handheld electronic equipment.

Product Identification

SNS 1109 – 0R8 M

SQS: SERIES NAME

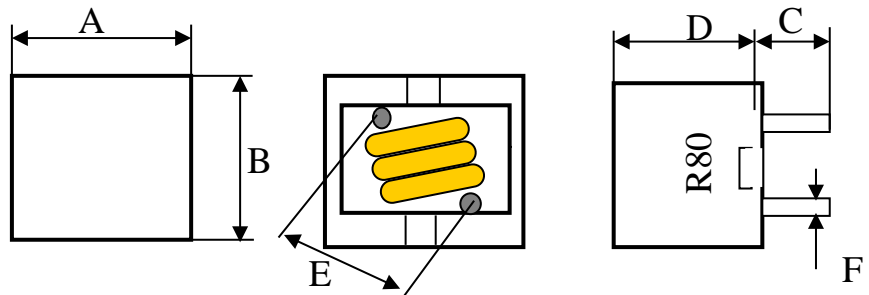
1109: CORE SIZE CODE

T: RI CORE TYPE

1R2: INDUCTANCE CODE.

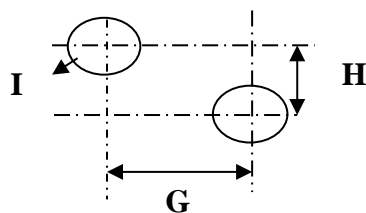
M: TOLERANCE, J=5% K=10% M=20%.

Dimensions (mm)



SERIES	A	B	C	D
SNS0806	8.2 max	8.2max	3.3±0.5	7.5max
SNS0809	8.2 max	8.2max	3.3±0.5	10.0 max
SNS1009	10.5 max	10.5 max	3.3±0.5	10.0 max
SNS1109	11.7 max	11.7 max	3.3±0.6	10.0 max
SNS1310T	13.5 max	12.5max	3.3±0.7	10.0 max

Recommended PCB layout (mm)



Detail Dimensions and Recommended PCB layout
Per customer specifications

Power chokes- SNS Series

Electrical characteristics

Part Number	LO Inductance $\mu\text{H} \pm 20\%$ @0A	DCR (m Ω)		Heat Rating Current	Saturation Current
		[Typical]	[Max]	Idc (Amp) [Max]	Isat (Amp) [Max]
SNS0806-0R47M	0.47	1.36	1.80	21	28
SNS0806-1R5M	1.5	4.58	4.86	11	13
SNS0806-2R2M	2.2	4.81	4.86	8	13
SNS0806-3R3M	3.3	4.81	4.86	8	13
SNS0809-0R27M	0.27	0.88	1.20	30	35
SNS0809-0R47M	0.47	1.39	2.00	18	20
SNS0809-1R0M	1.0	1.76	2.50	13	14
SNS0809-2R2M	2.2	5.04	5.29	13	15
SNS0809-3R3M	3.3	7.00	8.40	8	13
SNS1009-0R25M	0.25	0.71	0.85	35	50
SNS1009-0R3M	0.30	0.72	1.00	20	20
SNS1009-0R47M	0.47	0.72	1.00	20	20
SNS1009-0R5M	0.50	0.72	1.00	20	20
SNS1009-0R6M	0.60	0.81	1.20	20	20
SNS1009-1R0M	1.00	1.83	2.20	20	20
SNS1009-1R2M	1.20	2.05	2.70	18	20
SNS1109-0R25M	0.25	0.77	1.00	30	40
SNS1109-0R3M	0.3	0.80	0.86	30	40
SNS1109-0R56M	0.56	0.95	1.10	30	40
SNS1109-0R6M	0.60	0.84	0.95	30	40
SNS1109-0R8M	0.80	1.22	1.30	30	35
SNS1109-1R0M	1.0	1.27	1.60	20	35
SNS1109-1R1M	1.1	1.40	1.49	8	10
SNS1109-1R2M	1.2	1.69	1.76	8	10
SNS1109-3R3M	3.3	4.07	6.00	8	10
SNS1310T-0R47M	0.47	0.75	0.81	40	50
SNS1310T-0R60M	0.60	0.75	0.81	40	50
SNS1310T-0R80M	0.80	0.75	0.81	39	50
SNS1310T-1R0M	1.00	1.15	1.24	32	42
SNS1310T-1R5M	1.50	1.85	2.00	26	42
SNS1310T-2R0M	2.00	3.00	3.24	20	35
SNS1310T-3R3M	3.30	4.30	4.64	17	22
SNS1310T-100M	10	8.52	9.46	9	11.5

Test condition @ 100KHz, 0.1Vrms, 25°C ambient

Idc: DC current(A) that will cause an approximate ΔT of 40°C

Isat: DC current(A) that will cause Lo to drop approximately 20%

Operating Temperature Range: -25°C to +125°C