



Ni-Zn SOFT FERRITE CORES-T-Series

T-Series For EMI suppression

Features

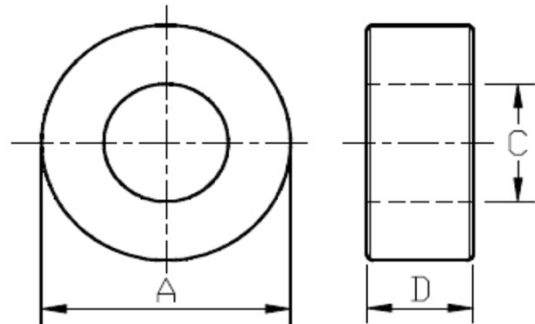
1. One hole rod type
2. Excellent heat resistance.
3. Available in various sizes & materials.
4. High reliability



Applications

- E.M.I. Suppression on round cable.
1. Computer and peripheral products
 2. Consumer electronic products
 3. Communication electronic products
 4. Measuring instruments

Shapes and Dimensions (mm)



Product Identification

M2L T 4×5×2 - PF

M2L:Material Type CODE

T: SERIES NAME

4: DIMENSION SIZE CODE=A

5: DIMENSION SIZE CODE=D

2: DIMENSION SIZE CODE=C

PF:Pb-Free



Ni-Zn SOFT FERRITE CORES

T-Series For EMI suppression

MATERIAL CHARACTERISTICS

Material	Practical Frequency MHz	Initial permeability μ_{iac}	Relative loss factor $\tan\sigma/\mu_{iac}$ $\times 10^{-6}$	Temperature coefficient $\alpha_{\mu\gamma}$ $\times 10^{-6}/^{\circ}\text{C}$	Saturation Flux density B_m Gauss	Remanence B_r Gauss	Coercivity H_c Oersted	Curie Temperature T_c $^{\circ}\text{C}$	Resistivity ρ $\Omega \text{ cm}$	Density d g/cm
M2L	0.1-1.5	700±25%	30(0.1)/150(1.5)	3	3100	1600	0.25	120	10^7	4.9
M3L	0.01-0.5	1500±25%	10(0.01)/60(0.5)	3	2800	1600	0.20	100	10^7	4.8
M4L	0.05-0.5	1000±25%	10(0.05)/45(0.5)	7	3500	1600	0.23	150	10^7	5.0
M5D	0.05-3.0	450±25%	15(0.01)/65(3.0)	20	4000	4000	0.30	180	10^7	5.1
M6D	0.1-2.0	500±25%	20(0.1)/90(2.0)	25	3900	2400	0.30	220	10^7	5.0
M11D	0.1-2.0	450±25%	15(0.05)/80(2.0)	25	4000	2400	0.30	200	10^7	5.0
M13D	0.05-2.0	400±25%	15(0.05)/80(2.0)	25	4100	2400	0.30	200	10^7	5.0
M5H	1.0-50	55±25%	50(1.0)/500(50)	80	3900	4000	5.50	300	10^7	4.8
M4S	1.0-30	650±25%	13(1.0)/90(5.0)	30	3900	4000	0.45	180	10^7	4.9
M5S	0.05-2.0	600±25%	15(0.05)/90(2.0)	25	3800	2500	0.40	180	10^7	4.9
M11F	0.05-1.0	800±25%	10(0.05)/60(1.0)	20	3500	2000	0.40	180	10^7	4.9



Ni-Zn SOFT FERRITE CORES-T-Series

T-Series For EMI suppression

Electrical Characteristics

Part Number	Dimensions (mm)			Typical Impedance(Ω)	
	A	D	C	25MHz	100MHz
T2.5 x0.8x1.3	2.50±0.20	0.80±0.15	1.30±0.15	10	45
T 2.5x1.3x1.3	2.50±0.20	1.30±0.15	1.30±0.15	13	52
T3.5 x1.3x1.8	3.50±0.20	1.30±0.15	1.80±0.15	14	53
T 3.5x1.8x1.8	3.50±0.20	1.80±0.15	1.80±0.15	15	58
T 4.0x1.5x2.0	4.00±0.20	1.50±0.15	2.00±0.15	15	60
T 4.3x1.5x2.8	4.30±0.20	1.50±0.15	2.80±0.15	15	52
T 4.3x2.5x2.8	4.30±0.20	2.50±0.15	2.80±0.15	17	55
T 6.0x3.0x3.0	6.00±0.30	3.00±0.20	3.00±0.20	18	58
T 8.0x4.0x4.0	8.00±0.30	4.00±0.20	4.00±0.20	20	64
T 9.0x3.0x5.0	9.00±0.30	3.00±0.20	5.00±0.20	13	58
T 9.65x5.0x5.0	9.65±0.30	5.05±0.20	5.00±0.20	28	72
T 12.0x3.0x6.0	12.0±0.30	3.00±0.20	6.00±0.30	24	62
T 12.0x4.0x6.0	12.0±0.30	4.00±0.20	6.00±0.30	25	64
T 12.0x6.0x6.0	12.0±0.30	6.00±0.30	6.00±0.30	30	68
T 12.0x8.0x6.0	12.0±0.30	8.00±0.30	6.00±0.30	40	80
T 12.7x6.35x7.9	12.7±0.30	6.35±0.30	7.90±0.30	22	70
T 14.0x8.0x10.0	14.0±0.40	8.00±0.30	10.0±0.30	20	68
T 16.0x12.0x9.0	16.0±0.40	12.0±0.30	9.00±0.30	50	105
T 16.0x13.0x8.0	16.0±0.40	13.0±0.30	8.00±0.30	66	122
T 16.0x16.0x8.0	16.0±0.40	16.0±0.30	8.00±0.30	78	148
T17.5 x5.0x9.5	17.5±0.40	5.00±0.20	9.50±0.30	24	68
T 17.5x12.7x9.5	17.5±0.40	12.7±0.20	9.50±0.30	5	110
T 17.5x13.5x9.5	17.5±0.40	13.5±0.40	9.50±0.30	60	115
T 17.5x15.0x9.5	17.5±0.40	15.0±0.40	9.50±0.30	63	120
T 18.0x5.0x10.0	18.0±0.50	5.00±0.30	10.0±0.30	23	72
T 18.0x6.0x10.0	18.5±0.50	6.00±0.30	10.0±0.30	24	80
T 18.0x10.0x10.0	18.0±0.50	10.0±0.30	10.0±0.30	40	85
T 18.0x12.0x10.0	18.0±0.50	12.0±0.30	10.0±0.30	45	95
T 18.0x15.0x10.0	18.0±0.50	15.0±0.30	10.0±0.30	52	70
T 20.0x5.0x10.0	20.0±0.50	5.00±0.30	10.0±0.30	28	80
T 20.0x10.0x10.0	20.0±0.50	10.0±0.30	10.0±0.30	50	100
T 21.2x6.0x12.7	21.2±0.50	6.00±0.30	12.7±0.30	18	68
T 22.5x6.4x13.8	22.5±0.50	6.40±0.30	13.8±0.40	22	70
T 22.5x12.7x13.8	22.5±0.50	12.7±0.30	13.8±0.40	25	80
T 23.0x9.5x12.5	23.0±0.20	9.50±0.30	12.5±0.40	40	90
T 25.0x8.0x15.0	25.0±0.50	8.00±0.30	15.0±0.40	28	76
T 25.0x9.0x15.0	25.0±0.50	9.00±0.30	15.0±0.40	32	80
T 25.0x10.0x15.0	25.0±0.50	10.0±0.30	15.0±0.40	35	85
T 25.0x12.0x15.0	25.0±0.50	12.0±0.30	15.0±0.40	40	90
T 25.0x15.0x15.0	25.0±0.50	15.0±0.30	15.0±0.40	52	102
T 28.0x7.5x16.0	28.0±0.60	7.50±0.30	16.0±0.40	35	83
T 28.0x13.0x16.0	28.0±0.60	13.0±0.30	16.0±0.40	50	105
T 29.0x8.0x19.0	29.0±0.60	8.00±0.30	19.0±0.50	22	64
T 31.0x7.0x19.0	31.0±0.60	7.00±0.30	19.0±0.50	30	76
T 31.0x8.0x19.0	31.0±0.60	8.00±0.30	19.0±0.50	32	78
T 31.0x9.5x19.0	31.0±0.60	9.50±0.30	19.0±0.50	33	80
T 31.0x10.0x19.0	31.0±0.60	10.0±0.30	19.0±0.50	34	84

Test condition

Use copper line (length =10mm,outside diameter =0.65) to

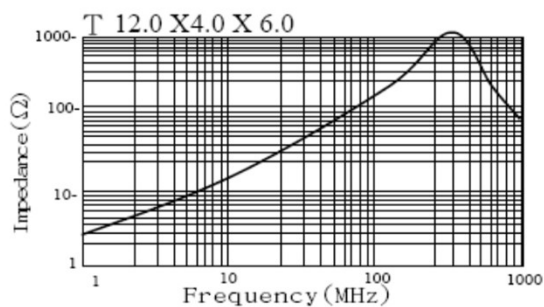
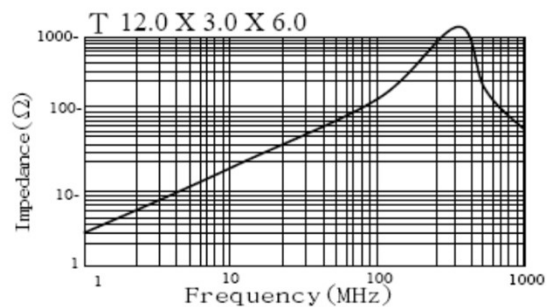
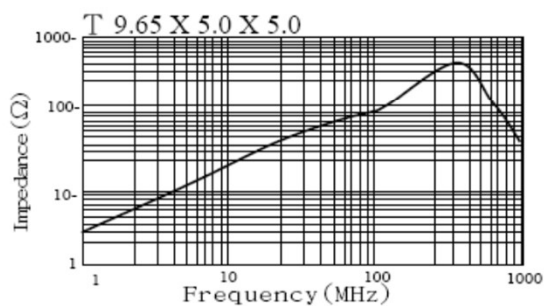
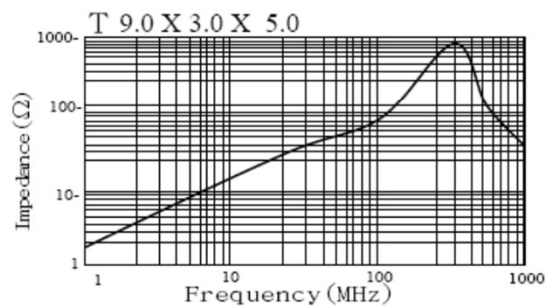
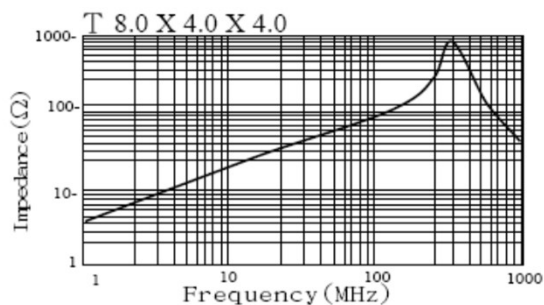
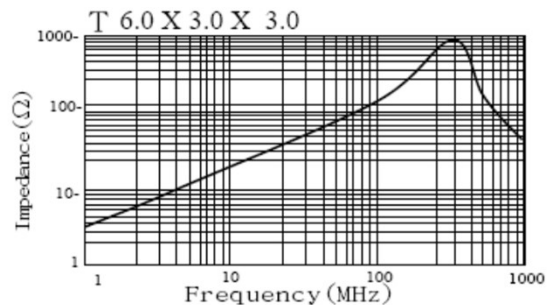
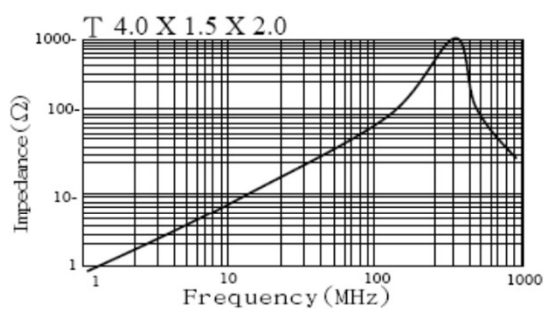
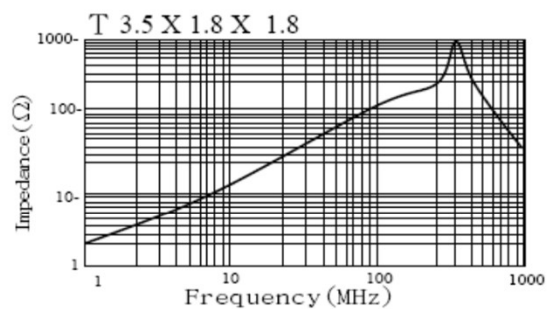
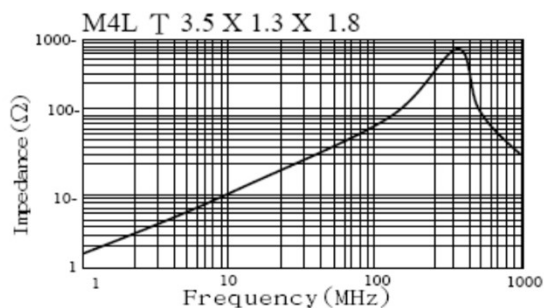
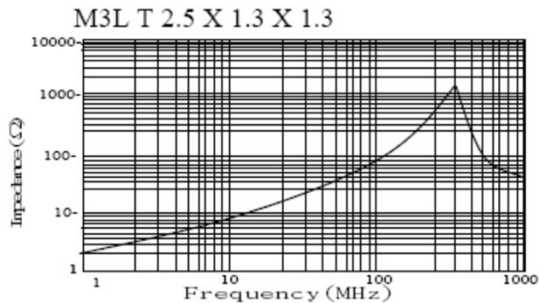
test ferrite cores when the test frequency in 25MHz and 100MHz



Ni-Zn SOFT FERRITE CORES-T-Series

T-Series For EMI suppression

Impedance Vs Frequency

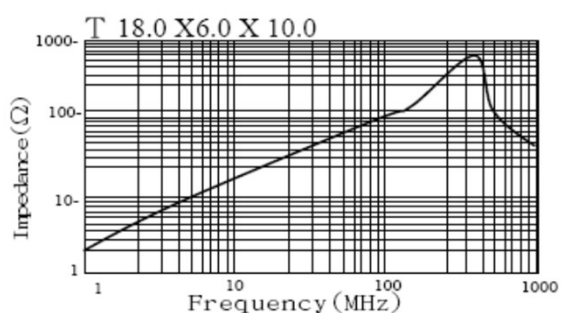
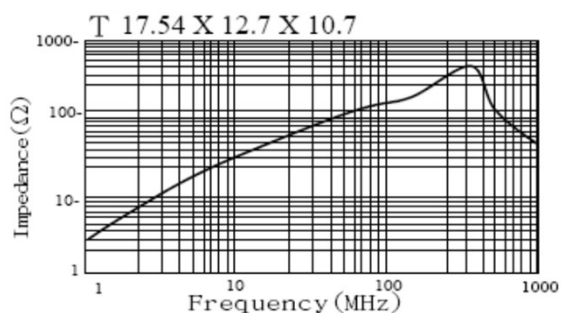
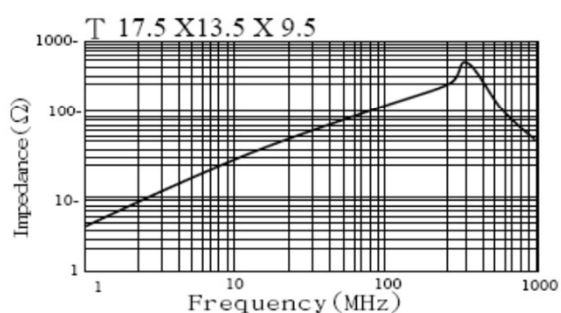
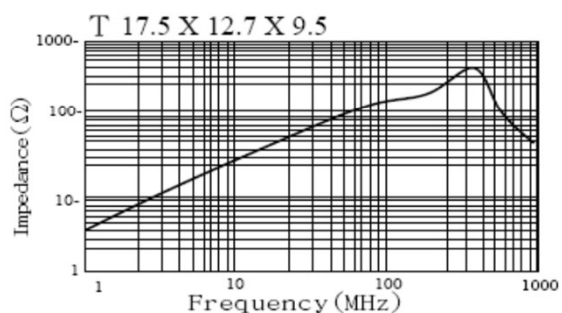
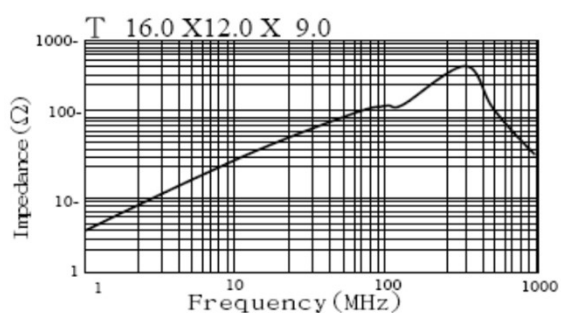
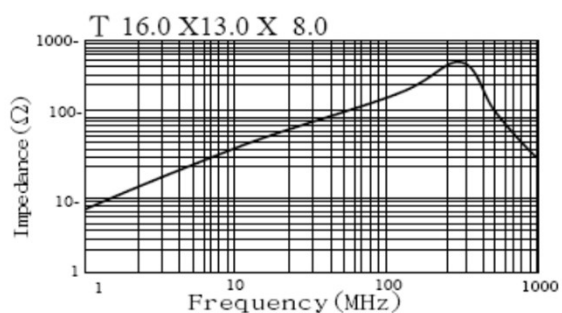
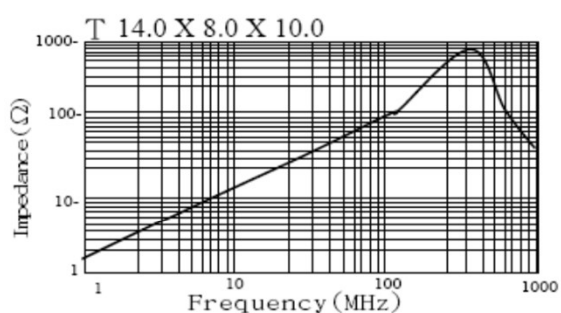
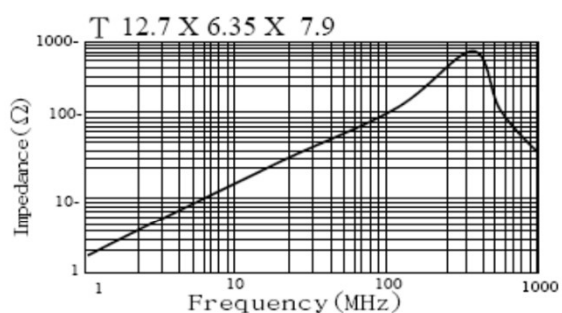
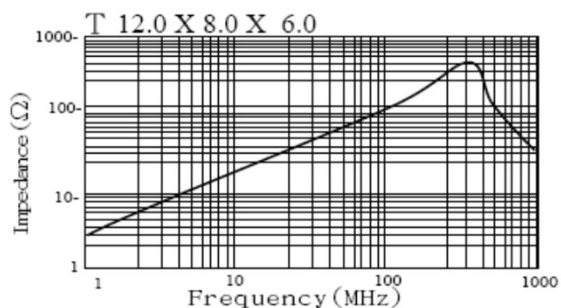





Ni-Zn SOFT FERRITE CORES-T-Series

T-Series For EMI suppression

Impedance Vs Frequency

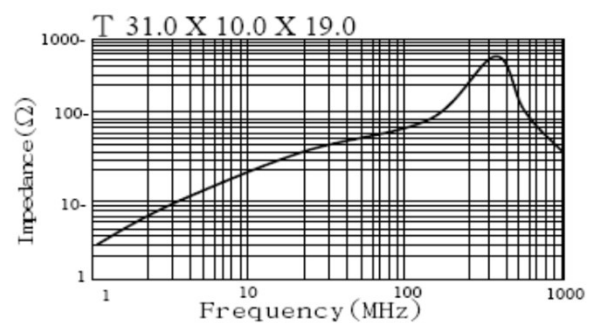
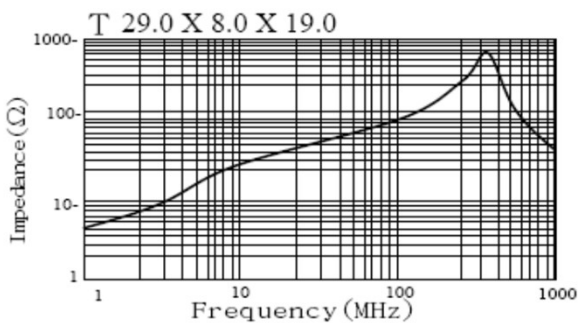
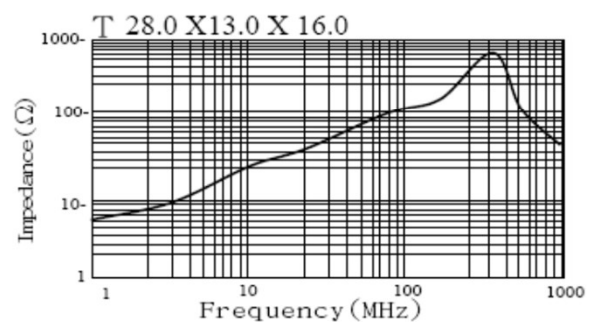
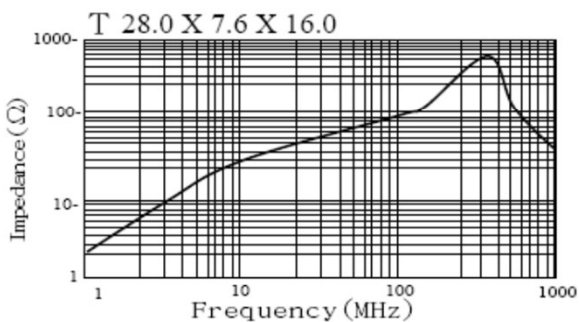
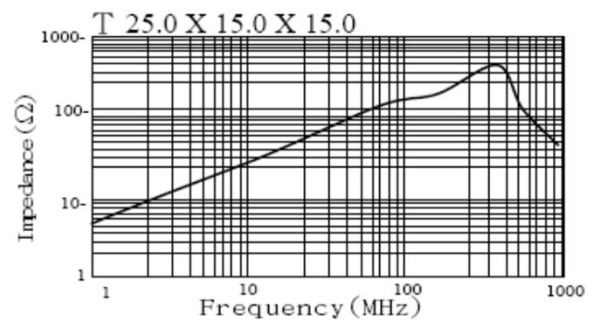
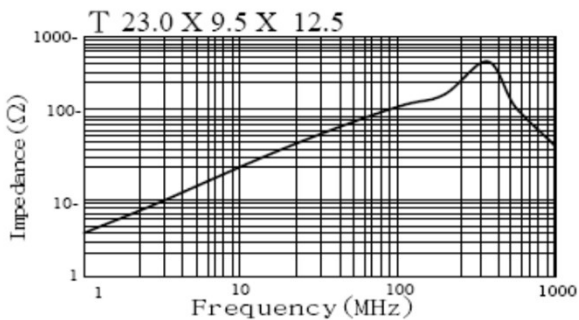
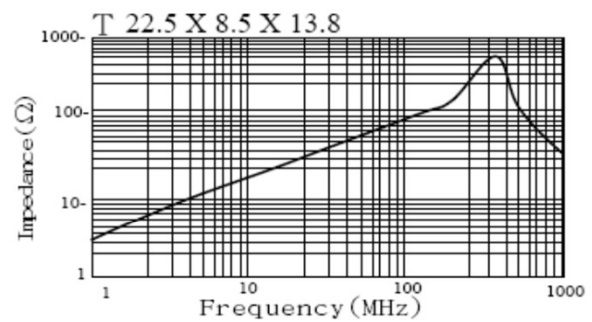
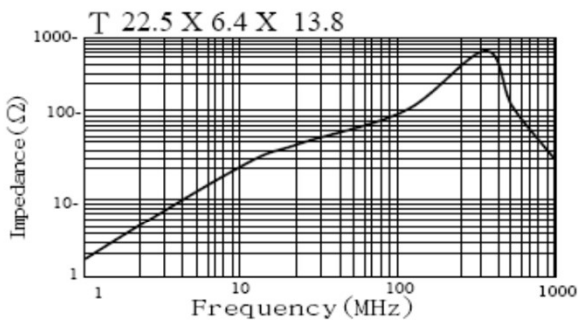
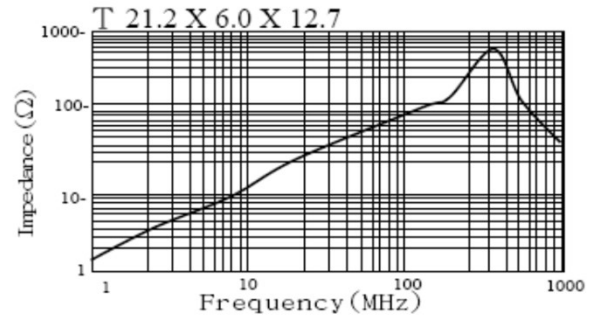
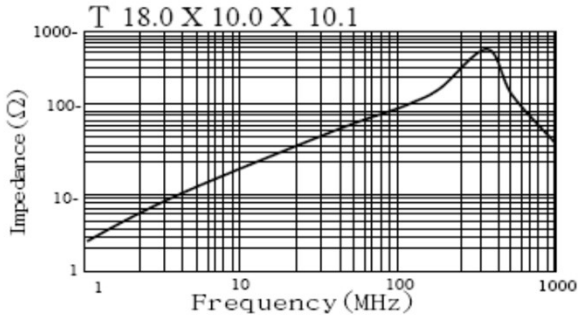




Ni-Zn SOFT FERRITE CORES-T-Series

T-Series For EMI suppression

Impedance Vs Frequency





Ni-Zn SOFT FERRITE CORES-T-Series

T-Series For EMI suppression

Impedance Vs Frequency

