



## SMD Power chokes- SC Series

SC series chokes For Low cost Use

### Features

- 1.High saturation for surface mounting
- 2.Available in magnetically shielded
- 3.Suitable for large currents.

### Applications

VRT, OA equipment, LCD television sets,  
Notebook computers, portable communications equipment,  
DC/DC converters, etc.



### Product Identification

SC 75 - 1R2 M -PF

SC: SERIES NAME

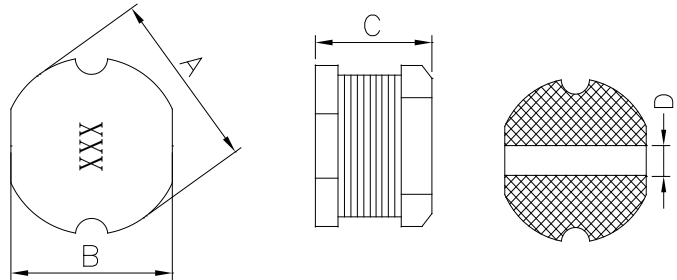
75: DIMENSION SIZE CODE

1R2: INDUCTANCE CODE.

M: TOLERANCE, J=5% K=10% M=20%.

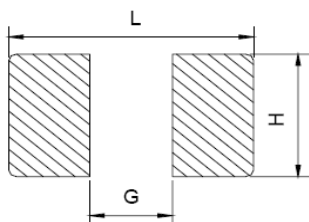
PF:Pb-Free

### Dimensions (mm)



SERIES	A	B	C	D
SC31	3.5±0.3	3.0±0.3	1.1±0.3	1.0REF
SC32	3.5±0.3	3.0±0.3	2.1±0.3	1.0REF
SC43	4.5±0.3	4.0±0.3	3.2±0.3	1.0REF
SC52	5.8±0.3	5.2±0.3	2.0±0.3	1.5REF
SC53	5.8±0.3	5.2±0.3	3.0±0.3	2.0REF
SC54	5.8±0.3	5.2±0.3	4.5±0.4	2.0REF
SC73	7.8±0.3	7.0±0.3	3.5±0.5	2.5REF
SC75	7.8±0.3	7.0±0.3	5.0±0.5	2.5REF
SC104	10.0±0.3	9.0±0.3	4.0±0.5	2.9REF
SC105	10.0±0.4	9.0±0.4	5.4±0.4	2.9REF

### RECOMMENDER P.C.B LAYOUT



SERIES	L	H	G
SC31	3.8	3.5	0.8
SC32	3.8	3.5	0.8
SC43	4.8	4.3	1.2
SC52	5.9	5.50	1.5
SC53	5.9	5.50	1.5
SC54	5.9	5.50	1.5
SC73	8.0	7.50	1.8
SC75	8.0	7.50	1.8
SC104	10.0	9.50	2.3
SC105	10.0	9.50	2.3



## SMD POWER CHOKE-SC31 Series

### Electrical Characteristics

Part Number	Inductance ( $\mu$ H)	Test Frequency (KHz)	DC Resistance ( $\Omega$ Max)	Rated current (A)Max	Itemp(A) Max
SC31-1R2□-PF	1.2	100	0.13	1.70	1.80
SC31-2R2□-PF	2.2	100	0.15	1.40	1.60
SC31-3R3□-PF	3.3	100	0.21	1.00	1.40
SC31-4R7□-PF	4.7	100	0.3	0.80	1.05
SC31-6R8□-PF	6.8	100	0.4	0.60	0.90
SC31-100□-PF	10	1	0.72	0.40	0.80
SC31-150□-PF	15	1	0.95	0.30	0.64
SC31-180□-PF	18	1	1.25	0.27	0.60
SC31-220□-PF	22	1	1.4	0.24	0.52
SC31-470□-PF	47	1	3.1	0.20	0.35
SC31-101□-PF	100	1	7.0	0.14	0.25

Note:

- (1). All test data is referenced to 25°C ambient.
- (2). Operating Temperature Range-55°C to +105°C.
- (3). DC current(A)that will cause an approximate $\Delta$ T of 40°C.
- (4). DC current(A)that will cause Lo to drop approximately 10%.
- (5). □Tolerance of inductance $\pm$ 10%(K)  $\pm$ 20%(M)  $\pm$ 30%(N)



## SMD POWER CHOKE-SC32 Series

### Electrical Characteristics

Part Number	Inductance ( $\mu$ H)	Test Frequency (KHz)	DC Resistance ( $\Omega$ Max)	Rated current (A)Max	Itemp(A) Max
SC32-1R0□-PF	1.0	100	43m	2.34	2.60
SC32-1R4□-PF	1.4	100	50m	2.04	2.30
SC32-1R8□-PF	1.8	100	68m	1.79	1.90
SC32-2R2□-PF	2.2	100	84m	1.60	1.70
SC32-2R7□-PF	2.7	100	97m	1.50	1.60
SC32-3R3□-PF	3.3	100	104m	1.30	1.55
SC32-3R9□-PF	3.9	100	145m	1.22	1.38
SC32-4R7□-PF	4.7	100	156m	1.05	1.30
SC32-5R6□-PF	5.6	100	194m	0.98	1.15
SC32-6R8□-PF	6.8	100	232m	0.87	1.02
SC32-8R2□-PF	8.2	100	285m	0.77	0.90
SC32-100□-PF	10	1	373m	0.71	0.80
SC32-120□-PF	12	1	397m	0.65	0.72
SC32-150□-PF	15	1	547m	0.57	0.66
SC32-180□-PF	18	1	592m	0.52	0.64
SC32-220□-PF	22	1	720m	0.47	0.60
SC32-270□-PF	27	1	889m	0.44	0.52
SC32-330□-PF	33	1	961m	0.39	0.47
SC32-390□-PF	39	1	1.2	0.36	0.44
SC32-470□-PF	47	1	1.47	0.33	0.40
SC32-560□-PF	56	1	1.8	0.31	0.39
SC32-680□-PF	68	1	2.3	0.28	0.33
SC32-820□-PF	82	1	2.45	0.25	0.31
SC32-101□-PF	100	1	3.2	0.22	0.29
SC32-121□-PF	120	1	4.1	0.20	0.25
SC32-151□-PF	150	1	4.78	0.17	0.23
SC32-181□-PF	180	1	7.65	0.15	0.20
SC32-221□-PF	220	1	9.2	0.13	0.17
SC32-271□-PF	270	1	9.9	0.11	0.15
SC32-331□-PF	330	1	11.2	0.09	0.14
SC32-391□-PF	390	1	12.7	0.09	0.13
SC32-471□-PF	470	1	14	0.08	0.13
SC32-561□-PF	560	1	19.8	0.07	0.12
SC32-681□-PF	680	1	22.7	0.06	0.11

Note:

- (1). All test data is referenced to 25°C ambient.
- (2). Operating Temperature Range-55°C to +105°C.
- (3). DC current(A)that will cause an approximate $\Delta$ T of 40°C.
- (4). DC current(A)that will cause Lo to drop approximately 10%.



## SMD POWER CHOKE-SC43 Series

### Electrical Characteristics

Part Number	Inductance ( $\mu$ H)	Test Frequency (KHz)	DC Resistance ( $\Omega$ Max)	Rated current (A)Max	Itemp(A) Max
SC43-1R0□-PF	1	100	0.033	3.80	3.20
SC43-1R4□-PF	1.4	100	0.038	3.30	3.10
SC43-1R8□-PF	1.8	100	0.042	2.91	2.90
SC43-2R2□-PF	2.2	100	0.047	2.60	2.70
SC43-2R7□-PF	2.7	100	0.052	2.43	2.50
SC43-3R3□-PF	3.3	100	0.058	2.15	2.15
SC43-3R9□-PF	3.9	100	0.076	1.98	1.98
SC43-4R7□-PF	4.7	100	0.094	1.70	1.72
SC43-5R6□-PF	5.6	100	0.101	1.60	1.68
SC43-6R8□-PF	6.8	100	0.117	1.41	1.58
SC43-8R2□-PF	8.2	100	0.132	1.26	1.40
SC43-100□-PF	10	1	0.182	1.15	1.25
SC43-120□-PF	12	1	0.21	1.05	1.20
SC43-150□-PF	15	1	0.235	0.92	1.10
SC43-180□-PF	18	1	0.338	0.84	0.95
SC43-220□-PF	22	1	0.378	0.76	0.86
SC43-270□-PF	27	1	0.522	0.71	0.74
SC43-330□-PF	33	1	0.54	0.64	0.72
SC43-390□-PF	39	1	0.587	0.59	0.64
SC43-470□-PF	47	1	0.844	0.54	0.60
SC43-560□-PF	56	1	0.937	0.50	0.54
SC43-680□-PF	68	1	1.117	0.46	0.48
SC43-101□-PF	100	1	1.35	0.40	0.43
SC43-151□-PF	150	1	2.0	0.30	0.40
SC43-221□-PF	220	1	3.5	0.25	0.35
SC43-331□-PF	330	1	4.0	0.20	0.30
SC43-471□-PF	470	1	7.8	0.16	0.25

Note:

- (1). All test data is referenced to 25°C ambient.
- (2). Operating Temperature Range-55°C to +105°C.
- (3). DC current(A)that will cause an approximate $\Delta$ T of 40°C.
- (4). DC current(A)that will cause Lo to drop approximately 10%.
- (5). □Tolerance of inductance $\pm$ 10%(K)  $\pm$ 20%(M)  $\pm$ 30%(N)



## SMD POWER CHOKE-SC52 Series

### Electrical Characteristics

Part Number	Inductance ( $\mu$ H)	Test Frequency (KHz)	DC Resistance ( $\Omega$ Max)	Rated current (A)Max	Itemp(A) Max
SC52-0R8□-PF	0.8	100	26m	3.00	3.50
SC52-1R2□-PF	1.2	100	34m	2.80	3.30
SC52-1R8□-PF	1.8	100	42m	2.40	2.50
SC52-2R2□-PF	2.2	100	56m	2.20	2.30
SC52-3R3□-PF	3.3	100	62m	2.00	2.00
SC52-3R9□-PF	3.9	100	72m	1.80	1.80
SC52-4R7□-PF	4.7	100	99m	1.66	1.65
SC52-5R6□-PF	5.6	100	106m	1.53	1.50
SC52-6R8□-PF	6.8	100	128m	1.39	1.40
SC52-8R2□-PF	8.2	100	142m	1.26	1.32
SC52-100□-PF	10	1	178m	1.17	1.15
SC52-120□-PF	12	1	193m	1.10	1.05
SC52-150□-PF	15	1	229m	1.00	0.96
SC52-180□-PF	18	1	282m	0.95	0.88
SC52-220□-PF	22	1	361m	0.84	0.84
SC52-270□-PF	27	1	438m	0.76	0.78
SC52-330□-PF	33	1	486m	0.70	0.70
SC52-390□-PF	39	1	660m	0.66	0.64
SC52-470□-PF	47	1	767m	0.58	0.58
SC52-560□-PF	56	1	856m	0.54	0.54
SC52-680□-PF	68	1	1.087	0.48	0.50
SC52-820□-PF	82	1	1.248	0.43	0.47
SC52-101□-PF	100	1	1.44	0.40	0.44
SC52-121□-PF	120	1	1.8	0.35	0.40
SC52-151□-PF	150	1	2.4	0.30	0.35
SC52-221□-PF	220	1	3.5	0.20	0.30
SC52-331□-PF	330	1	5.0	0.15	0.20
SC52-471□-PF	470	1	7.0	0.12	0.15

Note:

- (1). All test data is referenced to 25°C ambient.
- (2). Operating Temperature Range-55°C to +105°C.
- (3). DC current(A)that will cause an approximate $\Delta$ T of 40°C.
- (4). DC current(A)that will cause Lo to drop approximately 10%.
- (5). □Tolerance of inductance $\pm$ 10%(K)  $\pm$ 20%(M)  $\pm$ 30%(N)



## SMD POWER CHOKE-SC53 Series

### Electrical Characteristics

Part Number	Inductance	Test Frequency	DC Resistance	Rated current	Itemp(A)
	( $\mu$ H)	(KHz)	( $\Omega$ Max)	(A)Max	Max
SC53-1R0□-PF	1.0	100	22m	4.50	6.00
SC53-1R2□-PF	1.2	100	25m	4.00	5.50
SC53-2R2□-PF	2.2	100	38m	3.50	4.50
SC53-3R3□-PF	3.3	100	47m	3.00	4.00
SC53-3R9□-PF	3.9	100	60m	3.00	3.20
SC53-4R7□-PF	4.7	100	70m	2.50	3.00
SC53-5R6□-PF	5.6	100	80m	2.00	2.80
SC53-6R8□-PF	6.8	100	85m	1.60	2.50
SC53-8R2□-PF	8.2	100	90m	1.50	2.00
SC53-100□-PF	10	1	0.11	1.30	1.85
SC53-120□-PF	12	1	0.14	1.23	1.60
SC53-150□-PF	15	1	0.162	1.10	1.50
SC53-180□-PF	18	1	0.19	1.05	1.40
SC53-220□-PF	22	1	0.23	0.93	1.30
SC53-270□-PF	27	1	0.25	0.84	1.20
SC53-330□-PF	33	1	0.32	0.76	1.02
SC53-390□-PF	39	1	0.37	0.68	0.95
SC53-470□-PF	47	1	0.44	0.63	0.85
SC53-560□-PF	56	1	0.52	0.59	0.78
SC53-680□-PF	68	1	0.72	0.53	0.70
SC53-820□-PF	82	1	0.88	0.48	0.62
SC53-101□-PF	100	1	1.01	0.45	0.56
SC53-121□-PF	120	1	1.3	0.42	0.52
SC53-151□-PF	150	1	1.6	0.38	0.46
SC53-181□-PF	180	1	1.8	0.35	0.40
SC53-221□-PF	220	1	2.4	0.32	0.38
SC53-271□-PF	270	1	3.2	0.30	0.35
SC53-331□-PF	330	1	3.5	0.28	0.31
SC53-391□-PF	390	1	4.2	0.26	0.29
SC53-471□-PF	470	1	4.2	0.20	0.25
SC53-561□-PF	560	1	4.9	0.19	0.22
SC53-681□-PF	680	1	6.7	0.18	0.20
SC53-821□-PF	820	1	7.8	0.15	0.18
SC53-102□-PF	1000	1	8.8	0.13	0.17

Note:

- (1). All test data is referenced to 25°C ambient.
- (2). Operating Temperature Range-55°C to +105°C.
- (3). DC current(A)that will cause an approximate $\Delta$ T of 40°C.
- (4). DC current(A)that will cause Lo to drop approximately 10%.
- (5). □Tolerance of inductance $\pm$ 10%(K)  $\pm$ 20%(M)  $\pm$ 30%(N)



## SMD POWER CHOKE-SC54 Series

### Electrical Characteristics

Part Number	Inductance ( $\mu$ H)	Test Frequency (KHz)	DC Resistance ( $\Omega$ Max)	Rated current (A)Max	Itemp(A) Max
SC54-1R0□-PF	1.0	100	15m	5.00	6.50
SC54-1R2□-PF	1.2	100	19m	4.50	6.00
SC54-2R2□-PF	2.2	100	35m	4.00	4.50
SC54-3R3□-PF	3.3	100	40m	3.50	4.00
SC54-3R9□-PF	3.9	100	45m	3.00	3.20
SC54-4R7□-PF	4.7	100	50m	2.50	3.00
SC54-5R6□-PF	5.6	100	55m	2.00	2.80
SC54-6R8□-PF	6.8	100	60m	1.80	2.50
SC54-8R2□-PF	8.2	100	65m	1.60	2.00
SC54-100□-PF	10	1	0.1	1.44	2.20
SC54-120□-PF	12	1	0.12	1.40	1.98
SC54-150□-PF	15	1	0.14	1.30	1.76
SC54-180□-PF	18	1	0.15	1.23	1.65
SC54-220□-PF	22	1	0.18	1.11	1.45
SC54-270□-PF	27	1	0.2	0.97	1.30
SC54-330□-PF	33	1	0.23	0.88	1.20
SC54-390□-PF	39	1	0.32	0.80	1.10
SC54-470□-PF	47	1	0.37	0.72	1.00
SC54-560□-PF	56	1	0.42	0.68	0.86
SC54-680□-PF	68	1	0.46	0.61	0.78
SC54-820□-PF	82	1	0.6	0.58	0.70
SC54-101□-PF	100	1	0.7	0.52	0.64
SC54-121□-PF	120	1	0.93	0.48	0.58
SC54-151□-PF	150	1	1.1	0.40	0.54
SC54-181□-PF	180	1	1.38	0.38	0.52
SC54-221□-PF	220	1	1.57	0.35	0.48
SC54-331□-PF	330	1	2.5	0.30	0.45
SC54-391□-PF	390	1	3.5	0.25	0.40
SC54-471□-PF	470	1	4.0	0.20	0.35
SC54-561□-PF	560	1	4.5	0.20	0.30
SC54-681□-PF	680	1	5.0	0.18	0.25
SC54-821□-PF	820	1	6.5	0.16	0.20
SC54-102□-PF	1000	1	8.5	0.15	0.18

Note:

- (1). All test data is referenced to 25°C ambient.
- (2). Operating Temperature Range-55°C to +105°C.
- (3). DC current(A)that will cause an approximate $\Delta$ T of 40°C.
- (4). DC current(A)that will cause Lo to drop approximately 10%.
- (5). □Tolerance of inductance $\pm$ 10%(K)  $\pm$ 20%(M)  $\pm$ 30%(N)



## SMD POWER CHOKE-SC73 Series

### Electrical Characteristics

Part Number	Inductance ( $\mu$ H)	Test Frequency (KHz)	DC Resistance ( $\Omega$ Max)	Rated current (A)Max	Itemp(A) Max
SC73-1R0□-PF	1.0	100	15m	7.50	8.00
SC73-1R2□-PF	1.2	100	15m	7.00	7.50
SC73-2R2□-PF	2.2	100	17m	6.00	7.00
SC73-3R3□-PF	3.3	100	19m	5.00	5.50
SC73-3R9□-PF	3.9	100	24m	4.50	5.00
SC73-4R7□-PF	4.7	100	27m	3.50	3.60
SC73-5R6□-PF	5.6	100	39m	3.00	3.20
SC73-6R8□-PF	6.8	100	46m	2.50	2.80
SC73-8R2□-PF	8.2	100	51m	2.00	2.50
SC73-100□-PF	10	1	0.08	1.44	2.40
SC73-120□-PF	12	1	0.09	1.39	2.20
SC73-150□-PF	15	1	0.1	1.24	2.00
SC73-180□-PF	18	1	0.11	1.12	1.80
SC73-220□-PF	22	1	0.13	1.07	1.65
SC73-270□-PF	27	1	0.15	0.94	1.50
SC73-330□-PF	33	1	0.17	0.85	1.40
SC73-390□-PF	39	1	0.22	0.74	1.30
SC73-470□-PF	47	1	0.25	0.68	1.22
SC73-560□-PF	56	1	0.28	0.64	1.13
SC73-680□-PF	68	1	0.33	0.59	1.05
SC73-820□-PF	82	1	0.41	0.54	0.96
SC73-101□-PF	100	1	0.48	0.51	0.88
SC73-121□-PF	120	1	0.54	0.49	0.80
SC73-151□-PF	150	1	0.75	0.40	0.72
SC73-181□-PF	180	1	1.02	0.36	0.62
SC73-221□-PF	220	1	1.2	0.31	0.54
SC73-271□-PF	270	1	1.31	0.29	0.48
SC73-331□-PF	330	1	1.5	0.28	0.44

Note:

- (1). All test data is referenced to 25°C ambient.
- (2). Operating Temperature Range-55°C to +105°C.
- (3). DC current(A)that will cause an approximate $\Delta$ T of 40°C.
- (4). DC current(A)that will cause Lo to drop approximately 10%.
- (5). □Tolerance of inductance $\pm$ 10%(K)  $\pm$ 20%(M)  $\pm$ 30%(N)





## SMD POWER CHOKE-SC75 Series

### Electrical Characteristics

Part Number	Inductance ( $\mu$ H)	Test Frequency (KHz)	DC Resistance ( $\Omega$ Max)	Rated current (A)Max	Itemp(A) Max
SC75-1R0□-PF	1.0	100	12m	8.00	9.00
SC75-1R2□-PF	1.2	100	12m	8.00	8.50
SC75-2R2□-PF	2.2	100	15m	7.00	8.00
SC75-3R3□-PF	3.3	100	17m	6.00	7.00
SC75-3R9□-PF	3.9	100	20m	5.00	6.00
SC75-4R7□-PF	4.7	100	25m	4.00	5.00
SC75-5R6□-PF	5.6	100	34m	3.50	4.50
SC75-6R8□-PF	6.8	100	35m	3.00	4.00
SC75-8R2□-PF	8.2	100	36m	2.50	3.50
SC75-100□-PF	10	1	0.07	2.30	3.20
SC75-120□-PF	12	1	0.08	2.00	3.00
SC75-150□-PF	15	1	0.09	1.80	2.75
SC75-180□-PF	18	1	0.1	1.60	2.40
SC75-220□-PF	22	1	0.11	1.50	2.10
SC75-270□-PF	27	1	0.12	1.30	1.85
SC75-330□-PF	33	1	0.13	1.20	1.70
SC75-390□-PF	39	1	0.16	1.10	1.55
SC75-470□-PF	47	1	0.18	1.10	1.47
SC75-560□-PF	56	1	0.24	0.94	1.30
SC75-680□-PF	68	1	0.28	0.85	1.12
SC75-820□-PF	82	1	0.37	0.78	1.03
SC75-101□-PF	100	1	0.43	0.72	0.90
SC75-121□-PF	120	1	0.47	0.66	0.86
SC75-151□-PF	150	1	0.64	0.58	0.80
SC75-181□-PF	180	1	0.71	0.51	0.76
SC75-221□-PF	220	1	0.96	0.49	0.68
SC75-271□-PF	270	1	1.11	0.42	0.60
SC75-331□-PF	330	1	1.26	0.40	0.52
SC75-391□-PF	390	1	1.77	0.36	0.50
SC75-471□-PF	470	1	1.96	0.34	0.46

Note:

- (1). All test data is referenced to 25°C ambient.
- (2). Operating Temperature Range-55°C to +105°C.
- (3). DC current(A)that will cause an approximate $\Delta$ T of 40°C.
- (4). DC current(A)that will cause Lo to drop approximately 10%.
- (5). □Tolerance of inductance $\pm$ 10%(K)  $\pm$ 20%(M)  $\pm$ 30%(N)



## SMD POWER CHOKE-SC104 Series

### Electrical Characteristics

Part Number	Inductance ( $\mu$ H)	Test Frequency (KHz)	DC Resistance ( $\Omega$ Max)	Rated current (A)Max	Itemp(A) Max
SC104-1R0□-PF	1.0	100	6m	9.00	10.00
SC104-1R2□-PF	1.2	100	8m	8.50	9.50
SC104-2R2□-PF	2.2	100	12m	7.00	9.00
SC104-3R3□-PF	3.3	100	14m	6.50	8.00
SC104-3R9□-PF	3.9	100	17m	6.00	7.00
SC104-4R7□-PF	4.7	100	19m	5.00	6.00
SC104-5R6□-PF	5.6	100	26m	4.00	5.00
SC104-6R8□-PF	6.8	100	29m	3.50	4.50
SC104-8R2□-PF	8.2	100	34m	2.80	4.00
SC104-10□-PF	10	1	0.053	2.38	3.50
SC104-12□-PF	12	1	0.061	2.13	3.10
SC104-15□-PF	15	1	0.070	1.87	2.90
SC104-18□-PF	18	1	0.081	1.73	2.70
SC104-22□-PF	22	1	0.088	1.60	2.30
SC104-27□-PF	27	1	0.100	1.44	2.05
SC104-33□-PF	33	1	0.120	1.26	1.82
SC104-39□-PF	39	1	0.151	1.20	1.68
SC104-47□-PF	47	1	0.170	1.10	1.50
SC104-56□-PF	56	1	0.199	1.01	1.40
SC104-68□-PF	68	1	0.223	0.91	1.30
SC104-82□-PF	82	1	0.252	0.85	1.18
SC104-101□-PF	100	1	0.344	0.74	1.12
SC104-121□-PF	120	1	0.396	0.69	1.05
SC104-151□-PF	150	1	0.544	0.61	0.98
SC104-181□-PF	180	1	0.621	0.56	0.90
SC104-221□-PF	220	1	0.721	0.53	0.84
SC104-271□-PF	270	1	0.949	0.45	0.74
SC104-331□-PF	330	1	1.100	0.42	0.64
SC104-391□-PF	390	1	1.245	0.38	0.52
SC104-471□-PF	470	1	1.526	0.35	0.46
SC104-561□-PF	560	1	1.904	0.32	0.43

Note:

- (1). All test data is referenced to 25°C ambient.
- (2). Operating Temperature Range-55°C to +105°C.
- (3). DC current(A)that will cause an approximate $\Delta$ T of 40°C.
- (4). DC current(A)that will cause Lo to drop approximately 10%.
- (5). □Tolerance of inductance $\pm$ 10%(K)  $\pm$ 20%(M)  $\pm$ 30%(N)



## SMD POWER CHOKE-SC105 Series

### Electrical Characteristics

Part Number	Inductance ( $\mu$ H)	Test Frequency (KHz)	DC Resistance ( $\Omega$ Max)	Rated current (A)Max	Itemp(A) Max
SC105-1R0□-PF	1.0	100	6m	9.00	11.00
SC105-1R2□-PF	1.2	100	8m	9.00	10.00
SC105-2R2□-PF	2.2	100	12m	8.00	9.50
SC105-3R3□-PF	3.3	100	14m	7.00	8.50
SC105-3R9□-PF	3.9	100	17m	6.00	7.50
SC105-4R7□-PF	4.7	100	19m	5.00	7.00
SC105-5R6□-PF	5.6	100	26m	4.50	6.00
SC105-6R8□-PF	6.8	100	29m	4.00	5.00
SC105-8R2□-PF	8.2	100	34m	3.00	4.50
SC105-100□-PF	10	1	0.06	2.60	3.60
SC105-120□-PF	12	1	0.07	2.45	3.30
SC105-150□-PF	15	1	0.08	2.27	3.00
SC105-180□-PF	18	1	0.09	2.15	2.60
SC105-220□-PF	22	1	0.10	1.95	2.40
SC105-270□-PF	27	1	0.11	1.76	2.30
SC105-330□-PF	33	1	0.12	1.50	2.16
SC105-390□-PF	39	1	0.14	1.37	2.00
SC105-470□-PF	47	1	0.17	1.28	1.80
SC105-560□-PF	56	1	0.19	1.17	1.60
SC105-680□-PF	68	1	0.22	1.11	1.50
SC105-820□-PF	82	1	0.25	1.00	1.40
SC105-101□-PF	100	1	0.35	0.97	1.30
SC105-121□-PF	120	1	0.4	0.89	1.20
SC105-151□-PF	150	1	0.47	0.78	1.05
SC105-181□-PF	180	1	0.63	0.72	1.00
SC105-221□-PF	220	1	0.73	0.66	0.90
SC105-271□-PF	270	1	0.97	0.57	0.78
SC105-331□-PF	330	1	1.15	0.52	0.68
SC105-391□-PF	390	1	1.3	0.48	0.56
SC105-471□-PF	470	1	1.48	0.42	0.48
SC105-561□-PF	560	1	1.9	0.33	0.46
SC105-681□-PF	680	1	2.25	0.28	0.45
SC105-821□-PF	820	1	2.55	0.24	0.43

Note:

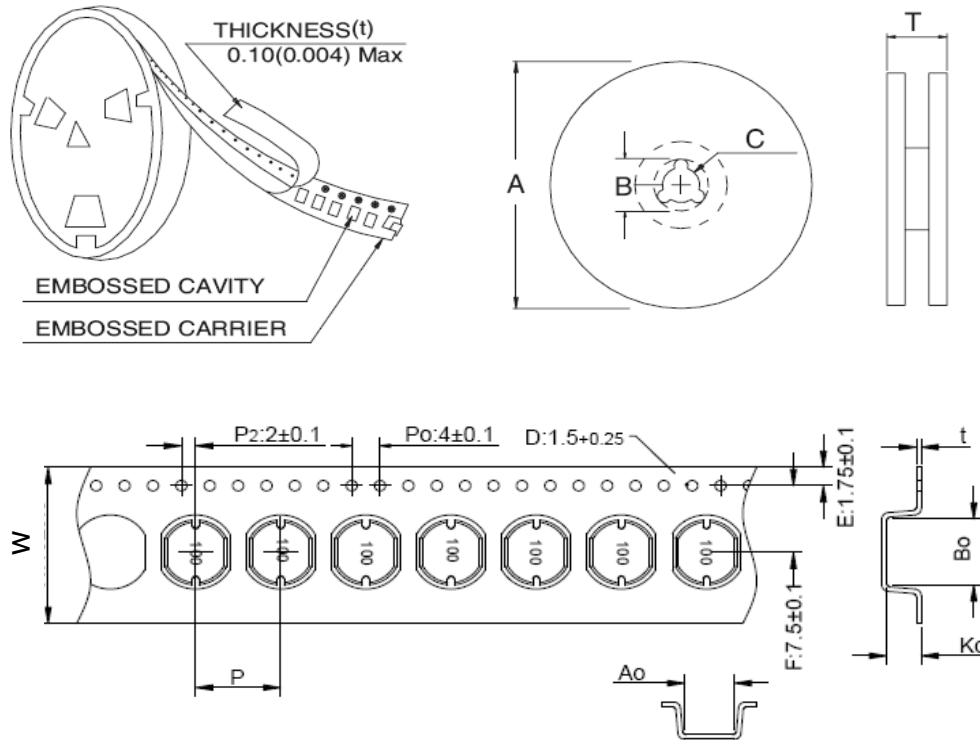
- (1). All test data is referenced to 25°C ambient.
- (2). Operating Temperature Range-55°C to +105°C.
- (3). DC current(A)that will cause an approximate $\Delta$ T of 40°C.
- (4). DC current(A)that will cause Lo to drop approximately 10%.
- (5). □Tolerance of inductance $\pm$ 10%(K)  $\pm$ 20%(M)  $\pm$ 30%(N)



## SMD Power chokes- SC Series

### PACKAGING

#### 1. Configuration.



#### 2. Dimension in mm

TYPE	A	B	C	T
12mm	330	100	21±0.8	16.4
16mm	330	100	21±0.8	20.4
24mm	330	100	21±0.8	28.4
32mm	330	100	21±0.8	36.4

TYPE	Ao(mm)	Bo(mm)	Ko(mm)	W(mm)	P(mm)	PCS/REEL
SC31	3.3±0.1	3.7±0.1	1.8±0.1	12±0.3	8±0.1	3000
SC32	3.3±0.1	3.7±0.1	2.35±0.1	12±0.3	8±0.1	3000
SC43	4.1±0.1	4.6±0.1	3.6±0.1	12±0.3	8±0.1	2000
SC52	5.4±0.1	6.0±0.1	2.3±0.1	12±0.3	8±0.1	2000
SC53	5.4±0.1	6.0±0.1	3.3±0.1	12±0.3	8±0.1	2000
SC54	5.4±0.1	6.0±0.1	4.8±0.1	12±0.3	8±0.1	1500
SC73	7.3±0.1	8.1±0.1	4.0±0.1	16±0.3	12±0.1	1000
SC75	7.3±0.1	8.1±0.1	5.2±0.1	16±0.3	12±0.1	1000
SC104	10.3±0.1	9.3±0.1	4.5±0.1	16±0.3	12±0.1	500
SC105	10.3±0.1	9.3±0.1	5.8±0.1	16±0.3	12±0.1	500